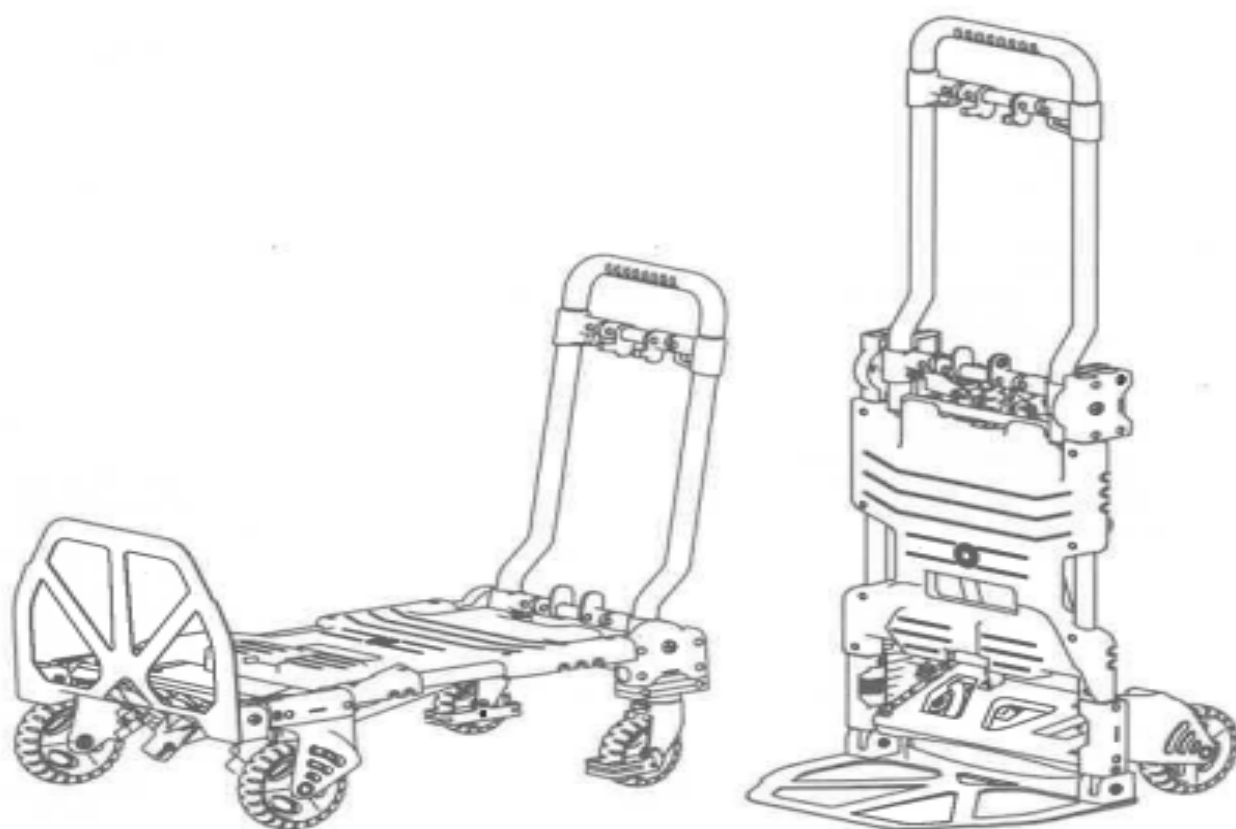


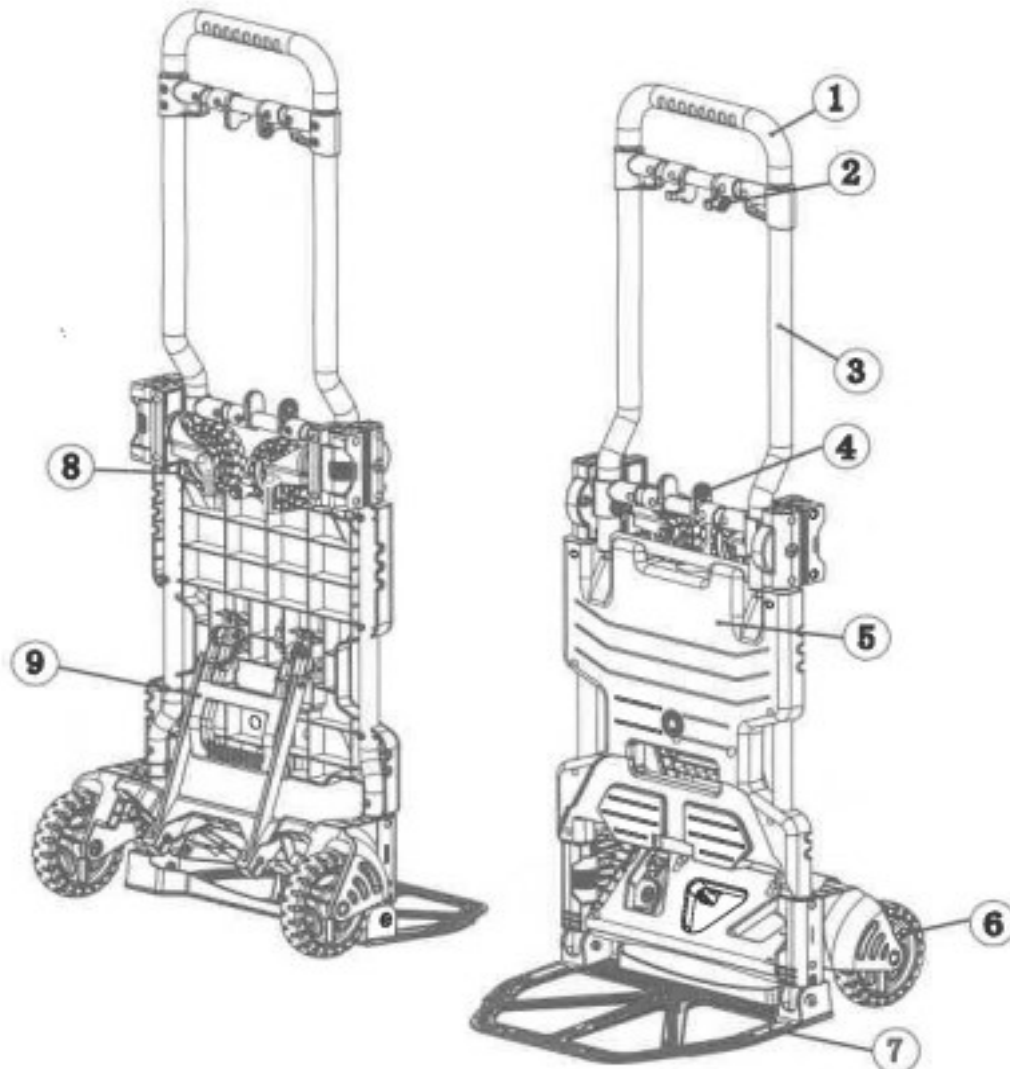
COOCHEER

2-IN-1 FOLDING HAND TRUCK AND DOLLY INSTRUCTION MANUAL



Made In China

●DESCRIPTION



1.Handle

2.Upper switch

3.Upper connection tube

4.Lower switch

5.Load-bearing plate

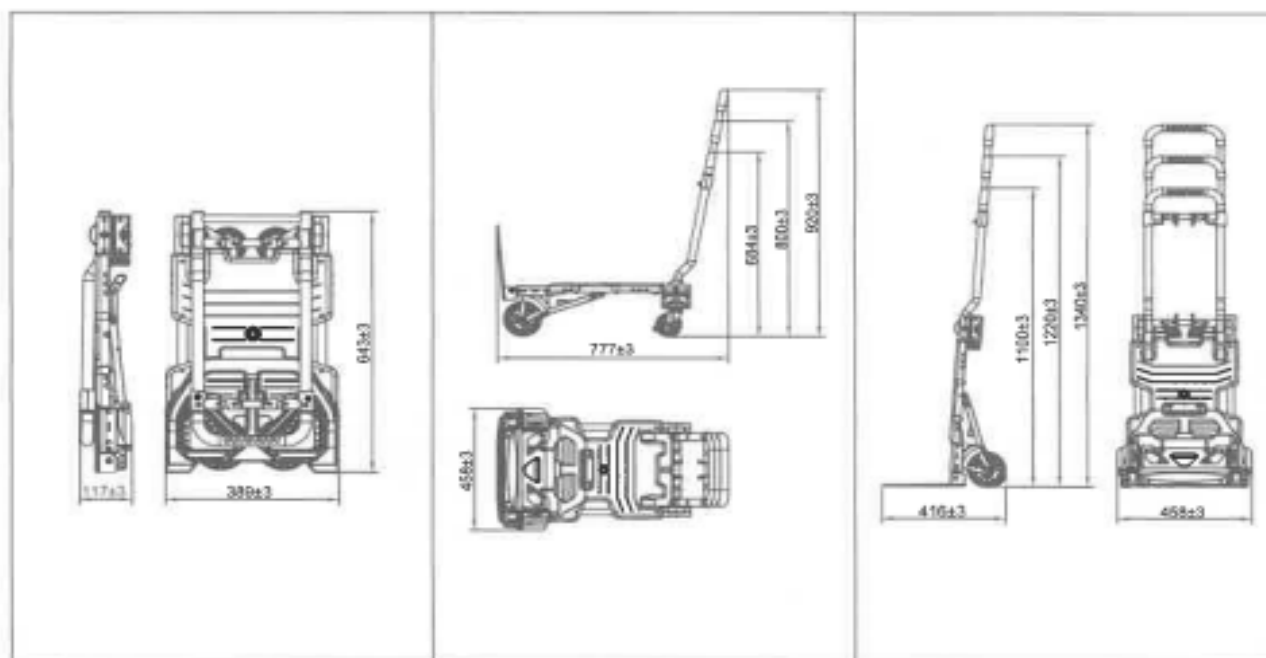
6. 5 inch wheels

7.Shovel plate

8.3.5 inch universal wheel

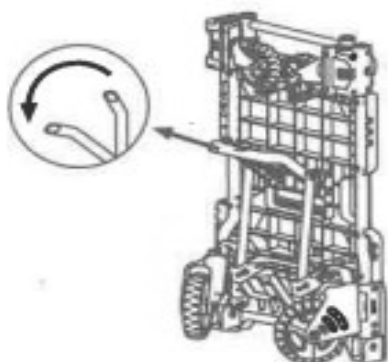
9.Puller (control 5" wheels)

● Size Information - 4 or 2 Wheels

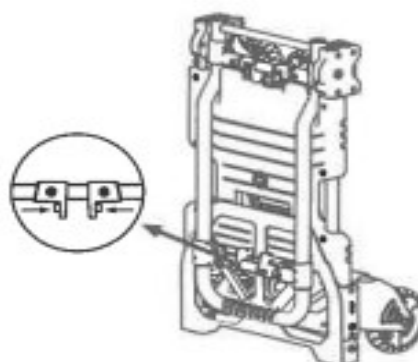


Folded size	Four wheels unfolded size	Two wheels unfolded size
LWH:25.31*15.31*4.6 (inch)	Three different heights:	Three different heights:
	26.92/31.49/36.22 (inch)	43.30/48.03 /52.76(inch)
	LW:30.59*18.03(inch)	L W: 18.03*16.38(inch)

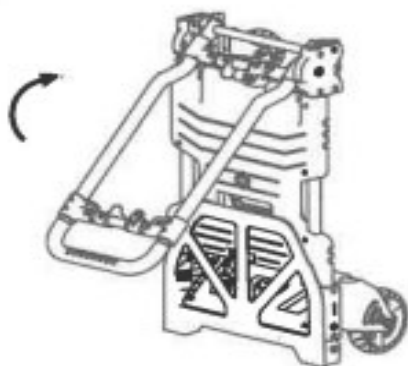
● *Use as 4 Wheels Cart*



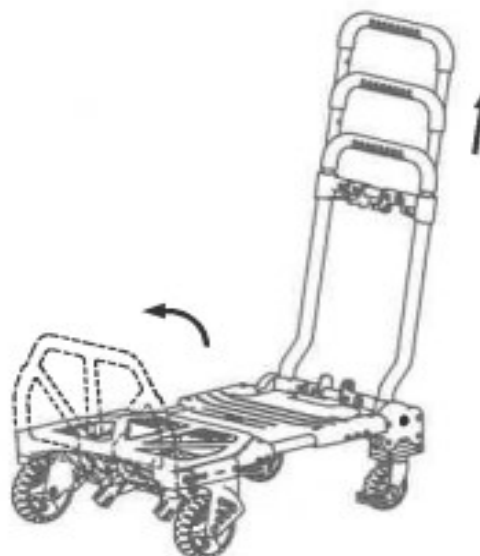
- ① Pull handle down to lock wheels in place.



- ② Press levers to unlock handle.




- ③ Raise the handle until it locks in place.

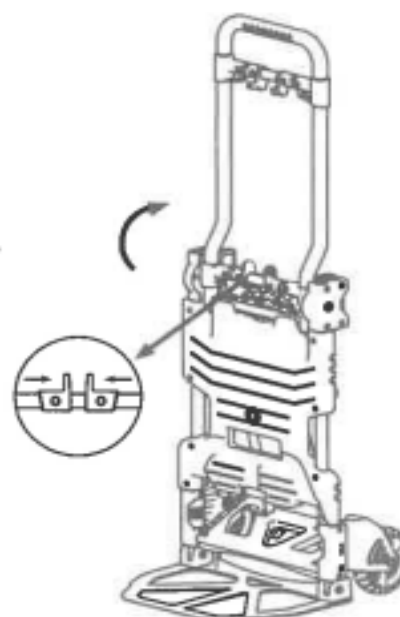


- ④ Press levers to unlock handle and raise to desired height. Lift the base plate if more load control is desired.

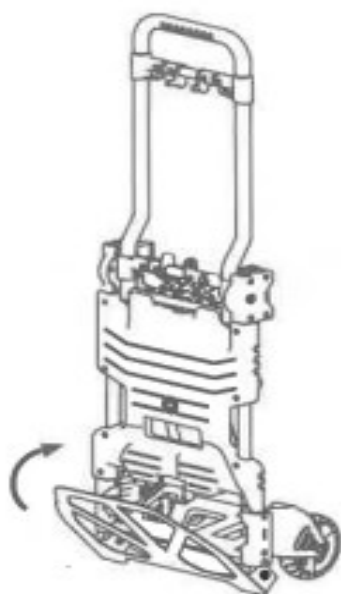
● Use as 2 Wheels Dolly



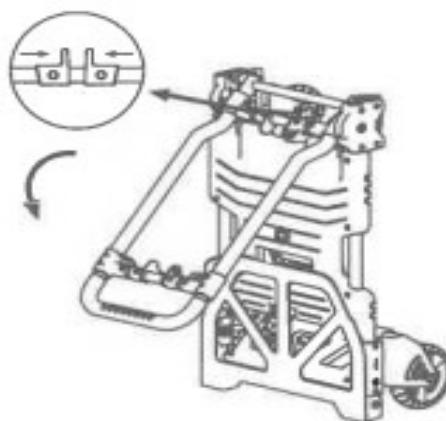
- ⑤ Push the handle slightly forward and backward when press levers to unlock, lift handle up for 2 wheel cart usage.



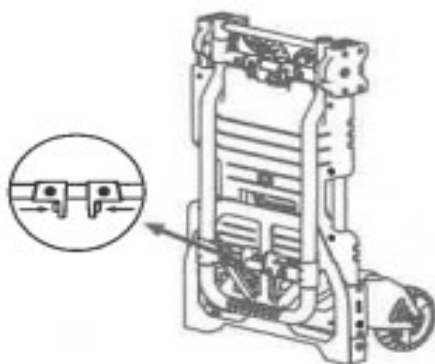
● **Fold the Cart Up**



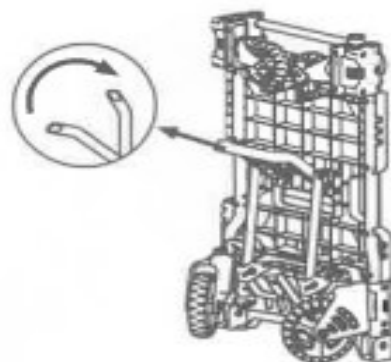
- ⑥ Close base plate to fold cart.



- ⑦ Push the handle slightly forward and backward when press the levers to unlock and fold handle down.



- ⑧ Press levers and lock handle in folded position.



- ⑨ Pull handle up to retract wheels and lock in place.

● ***Warm Tips***

1. Do not stand on the cart, Do not carry people on the cart.
2. Do not carry too high things.
3. Do not skew at will when using.
4. Do not overload luggage and other items, and do not exceed the rated load.
5. Do not deflect the goods to one side when using.
6. Remember to tie the heavy things when they are piled up.

● ***Caution***

1. When using the trolley, please check it, and do not use it if it is damaged or if the screws and nuts are loose.
2. Do not run to push, do not carry to push.
3. Please use on a flat surface.
4. please do not place next to fire.
5. Be careful when folding or using with hands caught in the use.
6. After a long time use, please add the right amount of lubricant to the movable joint position to prolong the service life.

※If you have any Recommendations in the process of use, please contact us. Email: support@coocheer.online